


Indospace Industrial Park Vallam

by [EDGE Buildings](#) / 2019-06-28 16:09:25 / Internazionale / 7514 / EN

Renovation



Primary energy need :
kWhpe/m².year
(Calculation method :)

ENERGY CONSUMPTION

Economical building *Building*

< 50	A
51 à 90	B
91 à 150	C
151 à 230	D
231 à 330	E
331 à 450	F
> 450	G

Energy-intensive building

Building Type : Factories
Construction Year : 2011
Delivery year : 2018
Address 1 - street : Vallam Village, Sriperumbudur Taluk, Kancheepuram District. 600000 CHENNAI, India
Climate zone : [Aw] Tropical Wet & Dry with dry winter.

Net Floor Area : 13 395 m²

Certifications :



General information

Near major highways and easily accessible to Chennai, the IndoSpace Industrial Park Vallam is situated in an ideal location for the warehousing sector. The park consists of four buildings, one of which has received EDGE certification, and provides leasing space to logistics and manufacturing companies. Tenants of the EDGE-certified building operate in a resource-efficient environment, allowing them to reduce their utility bills and channel more funds into their businesses. These green features are expected to reduce the utility costs of the building by more than \$4,000, allowing tenants to pay nearly half the amount it would cost to operate in a traditional warehouse.

A pioneer of modern industrial and logistics parks, IndoSpace has constructed over 30 parks across India since it was founded in 2007. Each park is leased as a shell building without any internal touches and then rented to customers who can customize their own space for the needs of their businesses. All the buildings within a park share common areas such as parking and outdoor space. With more than 80 companies renting their warehouses, IndoSpace caters to both national and international companies such as Amazon and IKEA. The company is committed to building industrial spaces that allow tenants to maximize profit with minimal harm to the environment. IndoSpace Industrial Park Vallam has received final EDGE certification from GBCI.

[See more details about this project](#)

Photo credit

Courtesy of Indospace Industrial Park

Stakeholders

Contractor

Name : Indospace AS Industrial Park Pvt Ltd

Contact : govindarajan.gs[at]indospace.in

<https://www.indospace.in/>

Construction Manager

Name : Indospace AS Industrial Park Pvt Ltd

Contact : govindarajan.gs[at]indospace.in

<https://www.indospace.in/>

Energy

Energy consumption

Breakdown for energy consumption : 16 kWhfe/m².year : Lighting 10 kWhfe/m².year : Other

Initial consumption : 44,00 kWhpe/m².year

Envelope performance

More information :

Roof U - Value: 2.09 W/m² K

Wall U - Value: 2.12 W/m² K

Glass U - Value: 5.75 W/m² K

More information

11 kWhfe/m².year : Fan energy 31 kWhfe/m².year : Cooling Energy Both not counted in final energy use by EDGE

Real final energy consumption

Final Energy : 26,61 kWhfe/m².year

Renewables & systems

Systems

Heating system :

- No heating system

Hot water system :

- No domestic hot water system

Cooling system :

- No cooling system

Ventilation system :

- Natural ventilation

Renewable systems :

- No renewable energy systems

Products

Product

Product category : Table 'c21_italy.innov_category' doesn't exist SELECT one.innov_category AS current,two.innov_category AS parentFROM innov_category AS oneINNER JOIN innov_category AS two ON one.parent_id = two.idWHERE one.state=1AND one.id = '17'

Reduced window to wall ratio

Skylight(s) to Provide Daylight to 50% of Top Floor Area

Product category : Table 'c21_italy.innov_category' doesn't exist SELECT one.innov_category AS current,two.innov_category AS parentFROM innov_category AS oneINNER JOIN innov_category AS two ON one.parent_id = two.idWHERE one.state=1AND one.id = '14'

-Dual flush water closets

-Water-Efficient Urinals in all Bathrooms - 0.6 L/flush

-Aerators & Auto Shut-off Faucets in all Bathrooms - 2.29 L/min

-Black Water Treatment and Recycling System

Product category : Table 'c21_italy.innov_category' doesn't exist SELECT one.innov_category AS current,two.innov_category AS parentFROM innov_category AS oneINNER JOIN innov_category AS two ON one.parent_id = two.idWHERE one.state=1AND one.id = '1'

-Controlled use of concrete for floor slabs

-Aluminum window frames

-Roof Construction: Steel (Zinc or Galvanised Iron) Sheets on Steel Rafters

-External Walls: Precast Concrete Panels , Steel Profile Cladding

-Flooring: Finished Concrete Floor

Costs

Construction and exploitation costs

Additional information on costs :

Base Case Utility Cost: 678,296.00 Rs/Month

Utility Costs Reduction: 307,509.00 Rs/Month

Incremental Cost: 5,253,395.19 Rs

Payback in Years: 1.42 Yrs.

Health and comfort

Life Cycle Analysis

Eco-design material : Usage of non-hazardous materials

Water management

Consumption from water network : 22 279,00 m³

Water Consumption/m² : 1.66

1 Lts/person/day : water faucets

14 Lts/person/day : landscaping

1 Lts/person/day : other

Water Savings: 25102.32 m³/Year

Carbon

GHG emissions

GHG in use : 19,60 KgCO₂/m²/year

GHG before use : 33,18 KgCO₂ /m²

, ie xx in use years : 1.69

Contest



Reasons for participating in the competition(s)

Energy (25% energy savings) : Reduced window to wall ratio and a skylight that provides daylight to 50% of the top floor area.



Water (53% water savings): Dual flush water closets, water-efficient urinals, aerators and auto shut-off faucets and a black water treatment and recycling system.

Materials (64 % less embodied energy in materials): Controlled use of concrete for floor slabs, steel sheets on steel rafters for roof construction, precast concrete panels and steel profile cladding for external walls, finished concrete flooring and aluminum window frames.

Building candidate in the category



Energy & Hot Climates



Users' Choice

