

PUBLISH NEWS, EVENT & VIDEOS ON CONSTRUCTION21

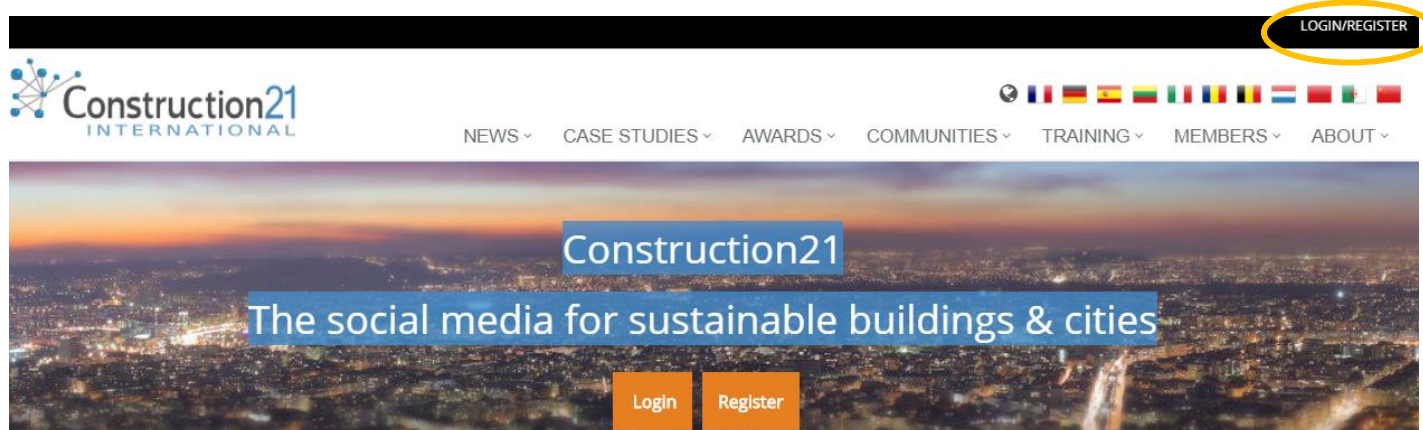
News is one of the most viewed contents on Construction21. Publishing your news is the assurance of increased visibility among construction professionals and dissemination of your content toward professional social networks. Different types of news exist: articles, events and videos

Each article is relayed on Twitter, LinkedIn and Facebook to reach the largest number of professionals.

1. LOG INTO CONSTRUCTION21

- ❖ Go to your Construction21 platform
- ❖ Click on "Login / Register" or "Login" at the top right of your screen

→ **You don't have an account yet** ? Follow the instructions of the « [How to register in Construction21](#) » tutorial



2. PUBLISH YOUR ARTICLE

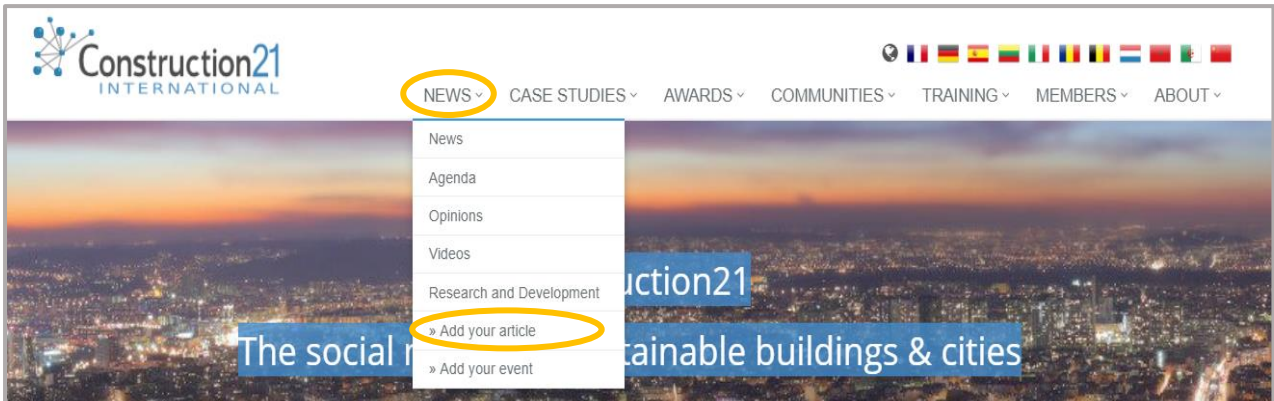
The articles published focus on sustainable construction and development, be it regulation, innovation, point of view, feedbacks ...


- Articles of a commercial or promotional nature will not be published, you can refer to the editorial line for the conditions of publication



The fields for title, image, text, category, keywords, theme must be filled in to publish your article: make sure you have all these elements available before publishing a news item

- Once connected, hover your mouse over the "News" menus and click on "Add your article"



- ❖ Fill in the title of your article
- ❖ Add a meaningful image by clicking on "Browse", JPG or PNG format
- ❖ Possibility to add a video in the "Video" field: insert the URL of the video
- ❖ Write your text directly or paste it from existing content
- ❖ You can insert a link to the original site with the button "insert a link" 

Add your article

Title:

Picture:

 [Browse ...](#)

Video (paste the Youtube, Vimeo or Dailymotion URL):

Your text:

Styles ▼ | Format ▼ | **B** *I* U

Image
You can insert a photo inside your text

Layout
Tools for formatting your text (bold, underline, table, bullet, alignment)

Category:

 ▼

Select a theme to qualify your article:

 ▼

Tags (separated by ',');

Add technical keywords (optional)

- ❖ In the category field, select "*information*".
- ❖ Select the theme for your article (automatic list)
- ❖ Add the article keywords separated by a comma ",". This allows you to reference your article on Construction21 and search engines; to find it by typing the keywords
- ❖ Click on Send: your article is sent in moderation and will be posted by the Construction21 team if it corresponds to the editorial line



Once sent, the article can not be modified: [contact us for any modification](#)

3. PUBLISH YOUR EVENT

The event is a punctual event organized by an actor in the building and cities ecosystem. The event must contain at least: a title, a start date and an end date, a location, a program, a registration link and the link to the original site.



The fields for title, image, text, category, keywords, theme must be filled in to publish your event: make sure you have all these elements available before publishing a news item

- ❖ In the « *News tab* », click on « *Add your event* »
- ❖ Fill in the title of your event
- ❖ You can add an image by clicking on "browse", JPG or PNG format
- ❖ Ability to add a video in the "video" field: insert the URL of the video (cf 4. [Publish a video](#))
- ❖ Write your text by pasting it from existing content
- ❖ You can insert a link to the original site with the button « *insert a link* »

Add your event

Title:

Picture:

Your text:

Styles Format **B** *I* U *S* |

Start date:

End date:

Location:

- ❖ Fill in the start date and the end date of your event
 - Start date and end date may be the same (one-day event)
- ❖ Fill in the place of the event as precisely as possible (floor, room, address, city, country)
- ❖ Click on Send: your article is sent in moderation and will be posted by the Construction21 team if it corresponds to the editorial line



Once sent, the event can not be changed: contact us for any modification

You can find your event at its start date in the [Agenda Construction21](#)

4. PUBLISH YOUR VIDEO

On Construction21, you can publish videos from Youtube, Dailymotion or Vimeo.



The views of the video on Construction21 are transformed into impressions on your Youtube channel!

Title:

Picture:

[Browse ...](#)

Video (paste the Youtube, Vimeo or Dailymotion URL):

- ❖ In the News tab, click on "Add your article"
- ❖ Fill in the fields "title", "image", "keywords", "themes" as to add an article
- ❖ In the "video" field, paste the URL of your video. Warning, this is the direct link of the video and not the article in which it is inserted
- ❖ In the text field, write or paste a presentation text of your video (for example resume the Youtube summary) the article in which it is inserted
- ❖ Select "video" in the category field
- ❖ Click on "Send": your video will be sent in moderation and will be put online by the Construction21 team if it corresponds to the editorial line



Once sent, the video can not be changed: contact us for any changes

You can find your video in the "[videos](#)" tab of Construction21

5. WHAT VISIBILITY FOR MY ARTICLE / MY EVENT / MY VIDEO PUBLISHED?


- ❖ You can see the number of views of each content posted directly on it or in your profile in the tab "*my statistics*"
- ❖ Easily share your posts on social networks (buttons)
- ❖ Each article is shared on professional social networks (Twitter, Facebook, LinkedIn)
- ❖ You can find all your publications on your Construction21 [profile](#), and / or your [company page](#)

PUBLISHED ON 25 SEP 2018 - 10:21 GMT
BY SILVIA RAIMONDI | INTERNATIONAL
VIEWED 261 TIMES

Information

Electric mobility, emissions, transports,
Europe, electric vehicle, e-mobility



Now, it's up to you 
Construction21 Team

[Contact us](#)

Follow us on social networks: [Twitter](#), [Facebook](#) !

Last update : 2018/10/16