


Sonja Kill Inclusion daycare

by [Bettina Schaar](#) / 2021-03-08 07:27:19 / Deutschland / 1586 / DE



Building Type : Preschool, kindergarten, nursery

Construction Year :

Delivery year : 2019

Address 1 - street : Anhalter Str. 5 53175 BONN, Deutschland

Climate zone : [Cfb] Marine Mild Winter, warm summer, no dry season.

Net Floor Area : 740 m² NGF (de)

Construction/refurbishment cost : 1 €

Number of Children : 1 Children

Cost/m² : 0 €/m²

General information

The Sonja Kill Inclusion Day Care Centre of Heilig Kreuz in Bonn Bad Godesberg offers children aged 3 months to 6 years a place of community. The focus of the pedagogical work is the individual support of the children according to their age and abilities. The modern rooms have been designed to meet this requirement.

The floors, which were newly laid six years ago, had not been satisfactory in terms of appearance and hygiene for some time. This was despite the fact that the floor was cleaned and even thoroughly cleaned once a year. After in-depth consultation, an innovative and creative idea was implemented, which made it possible to also use the floor for the educational concept in a creative way.

Using the stencil technique, geometric shapes were integrated on the floor, inviting playful learning and movement. The foil technique makes it possible to apply individual prints according to the customer's wishes. In the Sonja Kill Inclusion Daycare Centre, the logo of the daycare centre and cube motifs were integrated on the floor. The cubes and numbers motivate the children to introduce their first number and arithmetic games into their daily play. Colourful circles reflecting the colours of the day care centre decorate the children's restaurant. The subsequent transparent protective sealing ensures that each technique is permanently and optimally protected and can withstand many unforgettable hours of play.

With floor remake and PU Design by, essential, time-consuming and cost-intensive work steps can be saved. Thanks to the easy application and fast drying, downtimes in the facility are minimised. From an ecological point of view, PU Design is also clearly the first choice. Unnecessary environmental pollution, as with a new installation, is avoided because the previous floor covering can continue to be used as the basis for the new PU sealant. The new surfaces are dirt-repellent and resistant to chemicals.

The floor was thoroughly cleaned and sanded. The design was masked off and the individual areas thus separated for painting. Then the floor was coated with

the coloured permanent varnish. Finally, the floor is permanently protected on top with a special sealant.

Data reliability

Self-declared

Photo credit

Dr. Schutz GmbH

Stakeholders

Contractor

Name : Floorremake Partner

Construction Manager

Name : Dr. Schutz GmbH

Owner approach of sustainability

With floor remake and PU Design by, essential, time-consuming and cost-intensive work steps can be saved. Thanks to the easy application and fast drying, downtimes in the building are minimised. From an ecological point of view, PU Design is also clearly the first choice. Unnecessary environmental pollution, as with a new installation, is avoided because the previous floor covering can continue to be used as the basis for the new PU sealant. The new surfaces are dirt-repellent and resistant to chemicals.

Architectural description

Not relevant

Energy

Energy consumption

Primary energy need : 1,00 kWhpe/m².year

Primary energy need for standard building : 1,00 kWhpe/m².year

Calculation method : Other

Initial consumption : 1,00 kWhpe/m².year

Renewables & systems

Systems

Heating system :

- Others

Hot water system :

- Other hot water system

Cooling system :

- Others

Ventilation system :

- Single flow

Renewable systems :

- Other, specify

Environment

Life Cycle Analysis

Eco-design material :

The materials used were Dr. Schutz PU Color and Dr. Schutz PU NEO.

Indoor Air quality

All coating products used have an abz and thus an emission measurement according to the AgBB scheme. In addition, PU NEO was awarded the Emicode EC1 Plus and the Blue Angel as the first solvent-free and isocyanate-free 2K water-based paint.

Products

Product

Floorremake System

Dr. Schutz GmbH

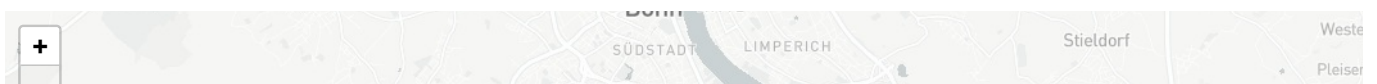
www.dr-schutz.com/floor-remake

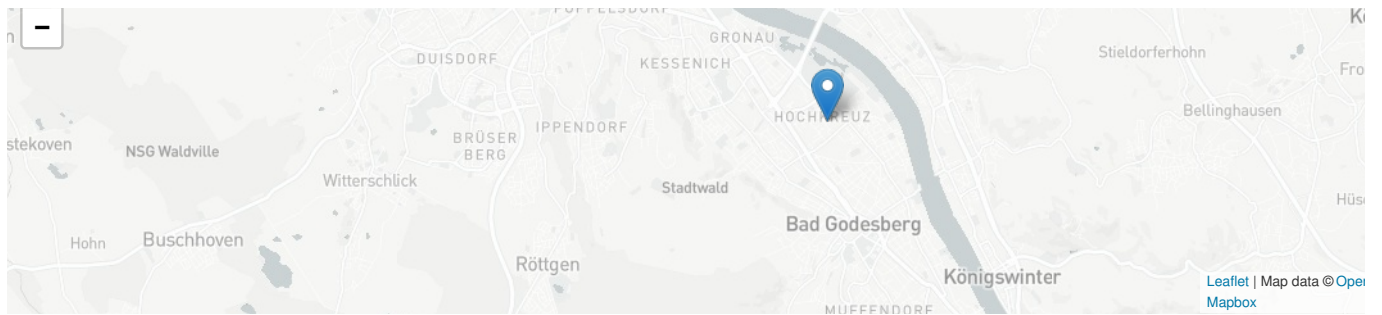
Product category :

The floor remake system sets new economic and ecological standards for existing floors, from which property operators and nature benefit. It ensures minimal downtime and avoids dirt and noise. Floors can be renovated in one to two days. Where immediate use of the renovated floor is necessary (e.g. in the health & care sector or in industry), this is made possible by the use of special UV technologies. Another advantage: the many design individualisation options, which are significantly cheaper to realise than with new purchases. Here, certain areas can be marked, colour worlds and signposts can contribute to orientation, and logos and motifs can guide through objects even better. Finally, the floor and its joints are permanently protected from damage caused by mechanical or chemical stresses with a 2K permanent seal, which considerably improves cleanability and hygiene. Thanks to hermetically sealed joints, the formation of germs and bacteria is demonstrably reduced by over 99% with Dr. Schutz permanent sealers (source Eurofins). The On Top Lacquer is also slip-resistant (optionally R9, R10 or R11 according to DIN 51130), suitable for castor chairs (according to DIN 14085), and resistant to sweat and saliva. When renovating a floor with the floor remake system from Dr. Schutz, approx. 50% of the costs are saved compared to laying a new floor. In addition, maintenance cleaning after the renovation is much easier and cheaper. Annual basic cleaning with subsequent re-care is no longer necessary. Furthermore, floor remake is not only economical, but also particularly sustainable. Old floors are valuable resources for us. Instead of disposing of them, floor remake reconditions them as good as new. In addition, large amounts of water, chemicals and energy are saved in the following years. Calculation example for the savings potential: Using the coloured varnish followed by a solvent-free on-top varnish (2 coats) on an existing floor (which was previously coated conventionally with polymer) with a working area of 1000 m² within 10 years (average service life) results in the following values: 55% less costs, 99000 l of water, 830 kWh of electricity, 680 kg of CO₂ emissions, 2000 l of chemicals. (Source: FIGR) floor remake is a system for the sustainable renovation of PVC, lino, rubber, stone, epoxy and other floors. The system consists of coloured and transparent permanent sealers on a 2K water base and works in two or three steps: 1. the floor is thoroughly cleaned, sanded and prepared for the subsequent sealing 2. if the design is to be retained, the floor is only painted transparent. If, on the other hand, a completely new floor design is to be created, the floor is first coated with a permanent coloured sealant. Numerous techniques allow for an individual design. Finally, the floor is permanently protected on top with a special sealant, the world's only solvent- and isocyanate-free transparent floor lacquer.

Costs

Contest





Date Export : 20230517130008