





## Eden Green - Luxembourg

by [Prune Gautier](#) /  2016-06-20 14:40:18 / Luxembourg /  13505 /  FR



**Building Type** : Collective housing > 50m  
**Construction Year** : 2013  
**Delivery year** : 2015  
**Address 1 - street** : 19 Rue Michel Lentz 3251 BETTEMBOURG, Luxembourg  
**Climate zone** : [Cfb] Marine Mild Winter, warm summer, no dry season.

**Net Floor Area** : 80 154 m<sup>2</sup>  
**Construction/refurbishment cost** : 16 000 000 €  
**Number of Dwelling** : 72 Dwelling  
**Cost/m2** : 199.62 €/m<sup>2</sup>

### General information

The EDENGREEN-KLENSCHENHAFF project, assisted living facility building, offers 72 apartments with 1 to 3 bedrooms with private cellar and with access to a parking space in the basement. Among these apartments EDENGREEN-KLENSCHENHAFF offers 10 exceptional apartments, the Penthouses, with terraces and more than 110 m<sup>2</sup> area. For relaxation, it's in a cozy and familial atmosphere that you can benefit from the proposed activities, convivial moments in the restaurant and the private lounge ...

[See more details about this project](#)

 <http://www.edengreen.lu/>

### Data reliability

Self-declared

### Stakeholders

## Stakeholders

Function : Construction company

CLE SA

Patrick Van Craen

<http://www.cle.lu/>

---

Function : Designer

Romain Bouschet Architectes

<http://www.rbarchitecte.lu/Bienvenue.html>

---

Function : Designer

BENG Architectes Associés

<http://www.beng.lu/fr/>

---

Function : Developer

CLI SA

Function : Structures calculist

BETAVI SARL

<http://www.betavi.lu/>

---

Function : Other consultancy agency

SIT-LUX

specific technics office

Function : Structures calculist

INCA - Ingénieur Conseils Associés SA

<http://www.inca-ing.lu/>

---

Function : Other consultancy agency

GERI Management

<http://www.geri.lu/>

health and security coordination office

---

Function : Other consultancy agency

LUXENVIRONNEMENT

commodo / incommodo application

## Contracting method

Other methods

## Owner approach of sustainability

The Green APPROACH Built respecting the environment and future generations, the EdenGreen building meets the eco-construction and eco-management standards. Control of flow and consumption (water, energy, waste), choice of products, systems and processes with low environmental impact construction, the building has been optimized for the comfort and health of occupants without damaging the nature. The EdenGreen project is an environmentally friendly building that integrates eco-construction, eco-management, and comfort and health of occupants. Low energy thermal insulation, double flow ventilation with energy recovery are some elements that have allowed the project to get BB energy certificates.

## Architectural description

The Eden Green proposes a sustainable, sober and contemporary architecture, offering "premium" services in the greatest respect for the environment.

## Energy

### Energy consumption

Primary energy need : 71,50 kWh/m<sup>2</sup>.an  
Primary energy need for standard building : 75,00 kWh/m<sup>2</sup>.an  
Calculation method : RGD du 30 novembre 2007 - bâtiment d'habitation  
Final Energy : 97,50 kWh/m<sup>2</sup>.an  
Breakdown for energy consumption :  
26 kWh / m<sup>2</sup> / heating needs  
71.5 primary energy requirements

## Envelope performance

Envelope U-Value : 0,39 W.m<sup>-2</sup>.K<sup>-1</sup>

## Real final energy consumption

Real final energy consumption/m<sup>2</sup> : 57,70 kWh/m<sup>2</sup>.an

## Renewables & systems

### Systems

Heating system :

- Condensing gas boiler

Hot water system :

- Condensing gas boiler

Cooling system :

- No cooling system

Ventilation system :

- Double flow heat exchanger

Renewable systems :

- Solar Thermal

## Environment

### GHG emissions

GHG in use : 15,90 KgCO<sub>2</sub>/m<sup>2</sup>/an

Methodology used :

environmental performance class

## Products

### Product

Aluminium sliding "Comfort 160"


SAPA Luxembourg

Stéphane Hardy

<http://www.spapgroup.lu>

Product category : Second œuvre / Menuiseries extérieures

The aluminum sliding "comfort" 160 are really easy to use by everybody. Given the challenge (terraces have to be accessible for wheelchairs), the rail has been fully integrated into the ground and the outer and inner levels are perfectly aligned. These adaptations have had no bad consequences on the excellent thermal performances in terms of Uw insulation and airtightness of these sliding openings.



## Costs

## Urban environment

The residential and commercial building is located in an area of Bettembourg, close to the city center. This living facility, close to all commodities (shops and transport), easy to access (near the train station), is near a magnificent public park built by the municipality.

## Building Environmental Quality

### Building Environmental Quality

- energy efficiency
- integration in the land
- mobility
- products and materials

## Contest

### Building candidate in the category



Bas Carbone

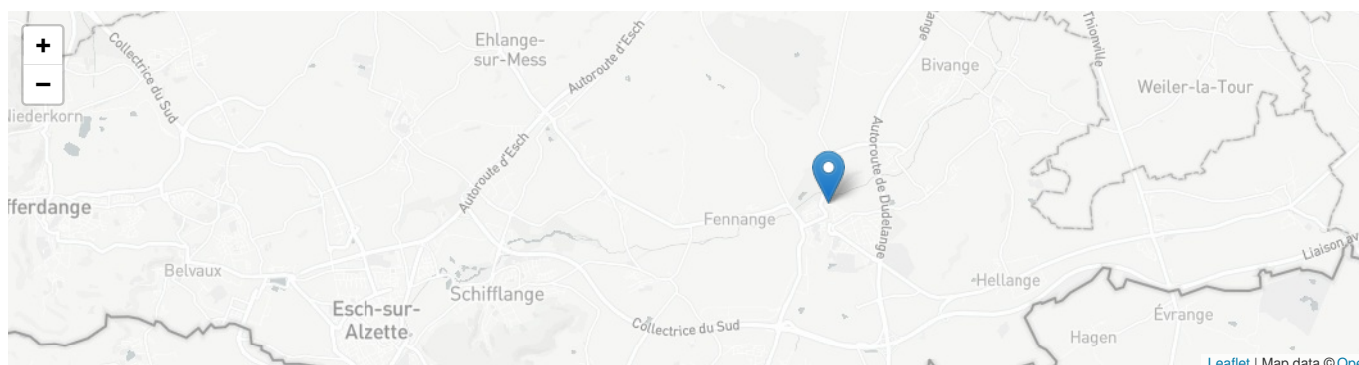


**Green Building  
Solutions Awards 2016**

powered by  Construction21.org



Coup de Cœur des Internautes



Date Export : 20230430202846